

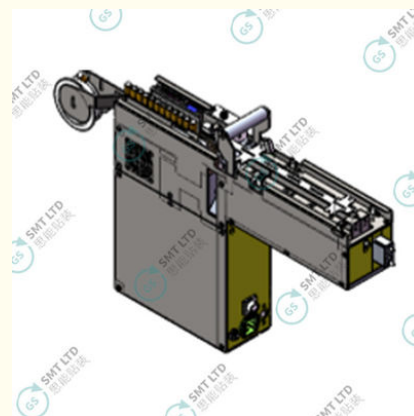


## GS-RAZ2211 Electric Tape Feeder with Air Blowing 0.5MPa Gas Source

Our Product Introduction

### Basic Information

- Place of Origin: China
- Brand Name: GS
- Model Number: GS-RAZ2211
- Minimum Order Quantity: 1 PCS
- Price: USD+negotiable+pcs
- Packaging Details: 900\*650\*120
- Delivery Time: 1-7 days
- Payment Terms: T/T
- Supply Ability: 1+pcs+per days



### Product Specification

- Model: GS-RAZ2211
- Weight: 17KG
- Working Voltage: Ac 220V
- Gas Source Requirements: 0.5MPa
- Maximum Power: 400W(Direct Vibration: 330W)
- Feeding Speed: 1.5s/Pcs
- Drive Mode: Electric[Blow Air To Assist In Throwing The Waste Tape]
- Operation Panel: 0.96-inch TFT Color Screen 80\*160 Pixels
- Error In The Length Of The Material Cutting Feet:  $\pm 0.1\text{mm}$
- Applicable To The Hole Spacing Of The Tape: 12.7mm/15mm[ Parts Need To Be Replaced]
- Applicable Material Body Height:  $\leq 47\text{mm}$
- Applicable Material Pin Diameter:  $\leq 0.8\text{mm}$

for more products please visit us on [smtmachine-spareparts.com](http://smtmachine-spareparts.com)

## Product Description

### GS-RAZ2211 Tape Adjustment Feeder

Gas Source Requirements 0.5MPa Electric Drive with Air Blowing

#### Product Specifications

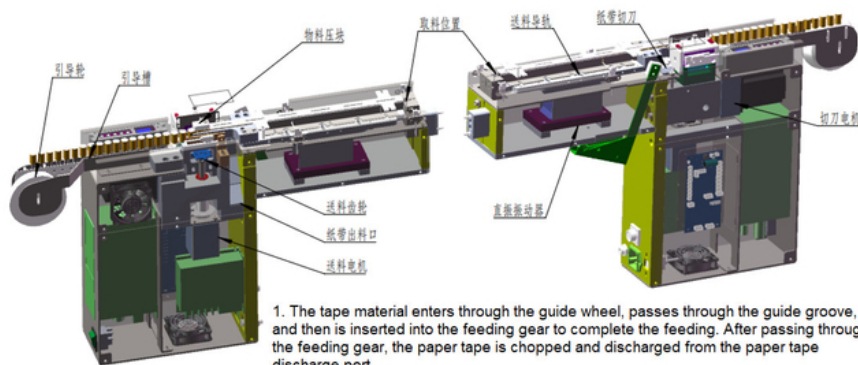
Attribute	Value
Model	GS-RAZ2211
Weight	17KG
Working voltage	AC 220V
Gas source requirements	0.5MPa
Maximum power	400W (Direct vibration: 330W)
Feeding speed	1.5s/Pcs
Drive mode	Electric (Blow air to assist in throwing the waste tape)
Operation panel	0.96-inch TFT color screen 80*160 pixels
Error in the length of the material cutting feet	±0.1mm
Applicable to the hole spacing of the tape	12.7mm/15mm (Parts need to be replaced)
Applicable material body height	≤47mm
Applicable material pin diameter	≤0.8mm
Pin span	≤30mm
Function of cutting waste tape	By default, there is (Circular materials cannot be bent)
The number of times the cutter is used	One million
Condition	New

#### Product Description

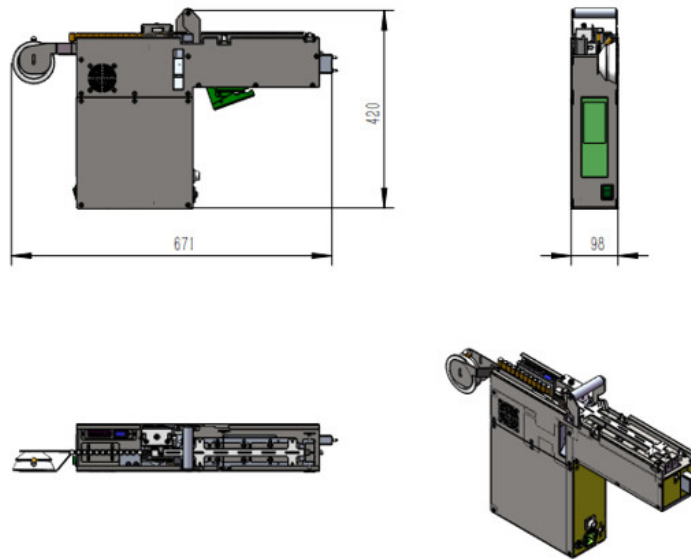
The GS-RAZ2211 vertical feeder is an electronic component supply device that maintains precise intervals and delivers vertically packaged electronic components one by one at specified times. It features:

- Precision cutting of lead wires
- Automated supply to insertion machines
- Electric drive with air blowing assistance
- High-resolution 0.96-inch TFT color screen operation panel
- Exceptional cutting accuracy (±0.1mm)

#### Function Introduction



1. The tape material enters through the guide wheel, passes through the guide groove, and then is inserted into the feeding gear to complete the feeding. After passing through the feeding gear, the paper tape is chopped and discharged from the paper tape discharge port.
2. After the materials are fed into the direct vibration guide rail by the feeding gear, they are pressed, positioned and cut off, and then sent to the material picking position by the direct vibration.



### Tape adjustment feeder(GS-RAZ2211)

Schematic diagram of appearance and dimensions (Unit :mm)

Finished product display of tape adjustment feeder  
(the following partial display pictures):



*For special material dimensions or custom requirements, please contact our technical team for consultation and customized feeder solutions.*