



Used Original NPM-GW Modular Placement Machine SMT Pick And Place Machines For Component 0201chip

Our Product Introduction

Basic Information

- Place of Origin: Japan
- Brand Name: Panasonic
- Model Number: NPM-GW
- Minimum Order Quantity: 1 PCS
- Price: USD+negotiable+pcs
- Packaging Details: 2000*800*1200mm
- Delivery Time: 1-7 days
- Payment Terms: T/T
- Supply Ability: 1+pcs+per days



Product Specification

- Placement Accuracy (Cpk≥1): $\pm 25\mu\text{m}/\text{chip}$
- Max.speed (per 1 Head): 52000 Cph(0.070s/chip)
- Maximum PCB Dimensions(For Single Conveyor): L760×W 687 Mm Slide Mounting:1,050 Mm/1,260 Mm
- Component Dimensions(mm): 0201chip L120×W90×T40/T45 Or L150×W25×T40/T 45
- PCB Transfer Lane: Single/Dual
- Component Supply: Taping/Stick/Tray
- Maximum Number Of Components Supply(Tape Width4 Mm,8 Mm Calculation): 136
- Number Of Heads: 2
- Placement Heads: 16/8/3
- Condition: Used Original

for more products please visit us on smtmachine-spareparts.com

Product Description

Key features and functions

1. Support large components and large PCBs to meet the increasing demand for Electric Vehicles (EV) and DX
2. 5M process control "APC-5M" for good production and stable operation
3. Various skill-less and manpower-saving features including Auto Setting Feeder

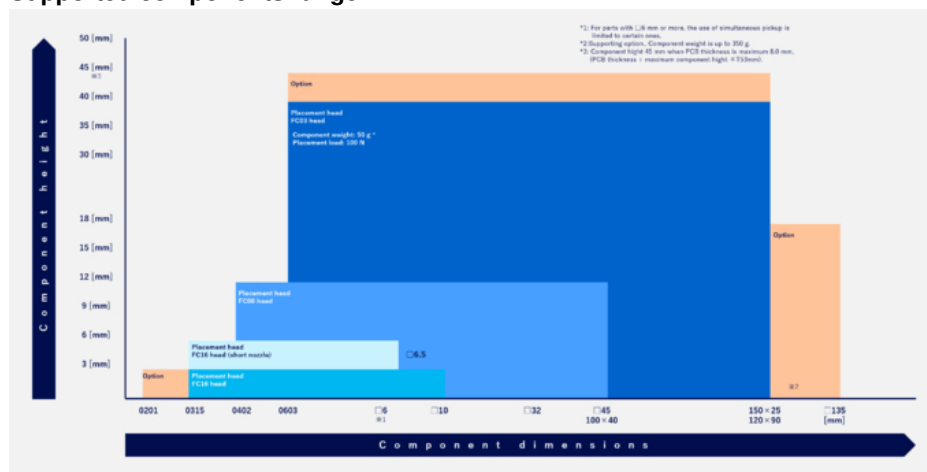
* 5M: The variable elements of a production site: huMan, Machine, Material, Method, and Measurement

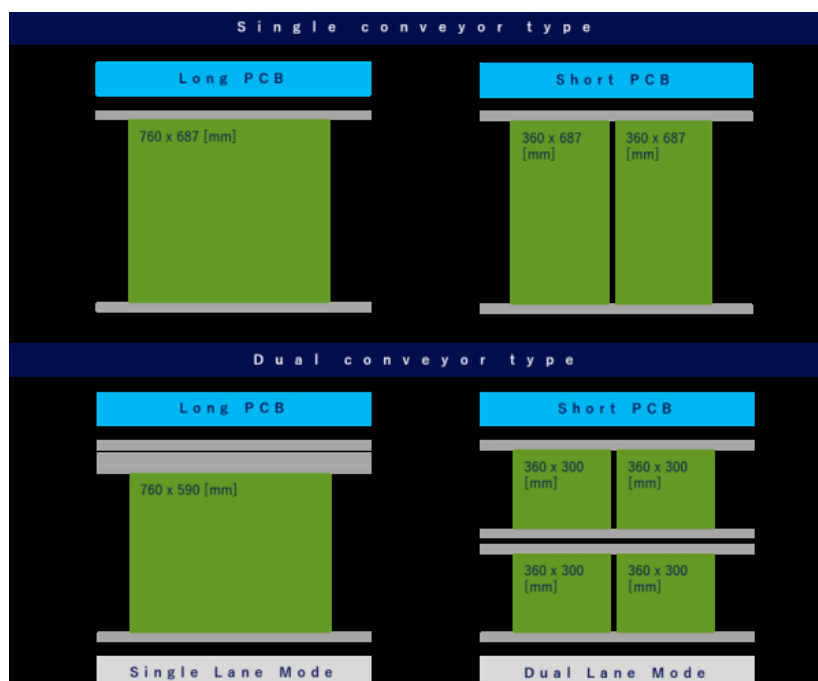
Panasonic Modular Placement Machine NPM-GW Features

Modular mounter with wide range of components/PCBs compatibility

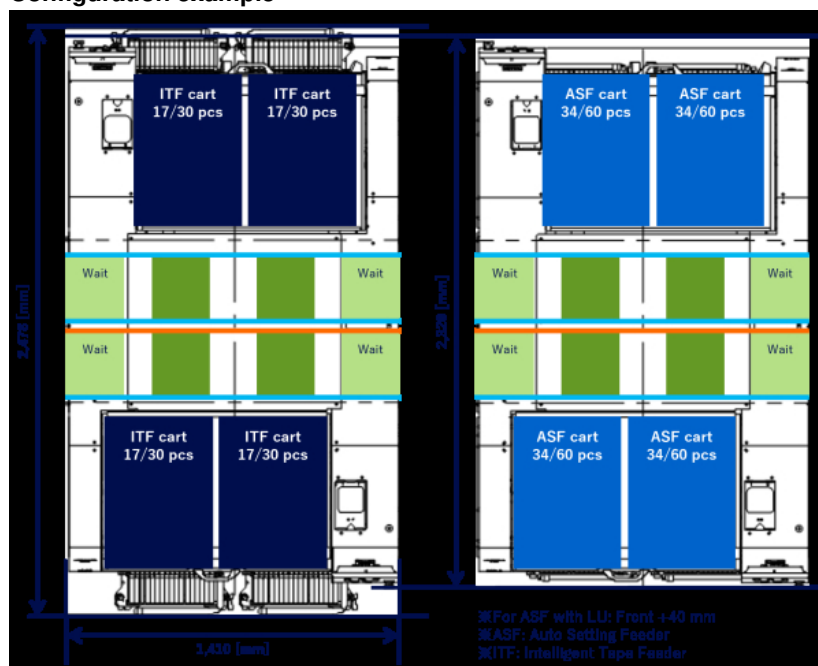
The basic performance of this modular mounter has been improved by renewing the core units, such as the placement head and recognition camera. It now supports a wide range of components and various components supply configurations, and can also handle larger PCBs. It also supports various automation and manpower-saving functions, including the Auto Setting Feeder (ASF), which automates the components supply operation, to flexibly meet the requirements of each mounting site.

Supported components range






Configuration example




Example configuration

Layout 1	Layout 2	Layout 3	Layout 4	Layout 5
8 mm taping: 120 Tray: 0	8 mm taping: 136 Tray: 0	8 mm taping: 94 Tray: 24	8 mm taping: 102 Tray: 24	8 mm taping: 68 Tray: 48
ASF carts (60-slot) ITF carts (30-slot)	ASF carts (34-slot) x 2 ITF carts (17-slot) x 2	ASF carts (34-slot)/Tray ITF carts (17-slot)/Tray	ASF cart (34-slot)/Tray ITF cart (17-slot)/Tray	ASF cart (34-slot)/Tray ITF cart (17-slot)/Tray
ASF carts (60-slot) ITF carts (30-slot)	ASF cart (34-slot) x 2 ITF cart (17-slot) x 2	ASF cart (60-slot) ITF cart (30-slot)	ASF cart (34-slot) x 2 ITF cart (17-slot) x 2	ASF cart (34-slot)/Tray ITF cart (17-slot)/Tray


Component supply units



Compatible with ITF cart



Compatible with ASF cart



※ 1: ITF: Intelligent Tape Feeder ※ 2: ASF: Auto Setting Feeder
 ※ 3: L size is available depending on the part size.
 ※ 4: LU: Loading Unit ※ 5: Stick Feeder 3-slot ※ 6: Dipping Unit



Global Soul Limited

+8613728696610

liyi@gs-smt.com

smtmachine-spareparts.com

Room F3B-016, B Block, Hao Yun Lai Bussiness Building, Liutang road , Bao'an District , Shenzhen, China